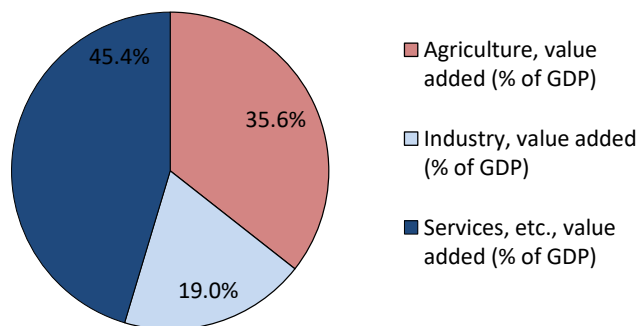
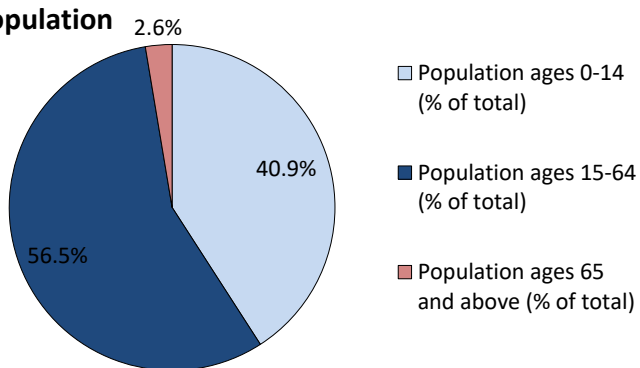


Economic Overview	
Nominal GDP (\$US bn)	79.5
Real annual GDP Growth (%)	4.8
GDP per capita (\$US)	1,701.6
Annual inflation rate (%)	8.0
Unemployment rate (%)	-
Fiscal balance (% of GDP)	-8.5
Current account balance (% of GDP)	-6.4

Share of GDP



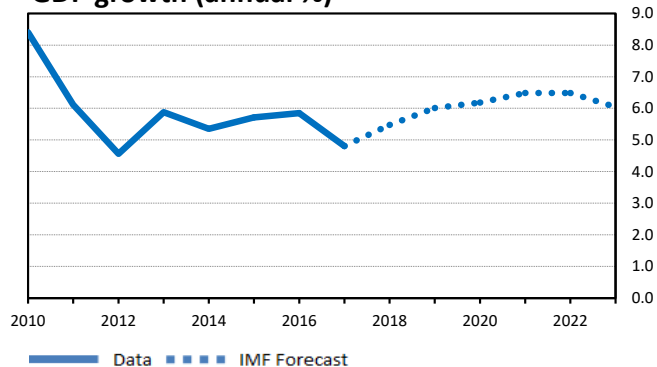
Population



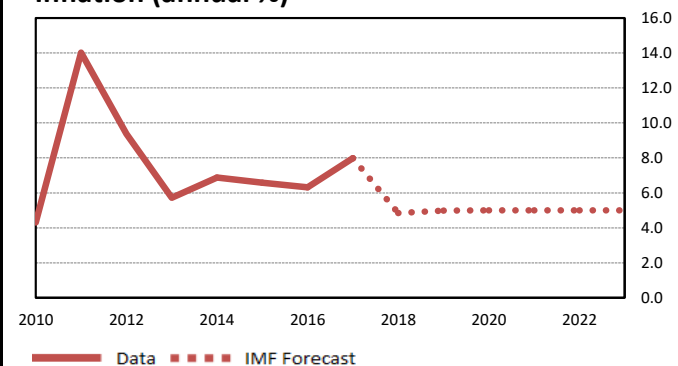
World Bank Ease of Doing Business ranking (best 1, worst 189)

China	78
Panama	79
Kenya	80
Botswana	81
South Africa	82
	UK rank is 7

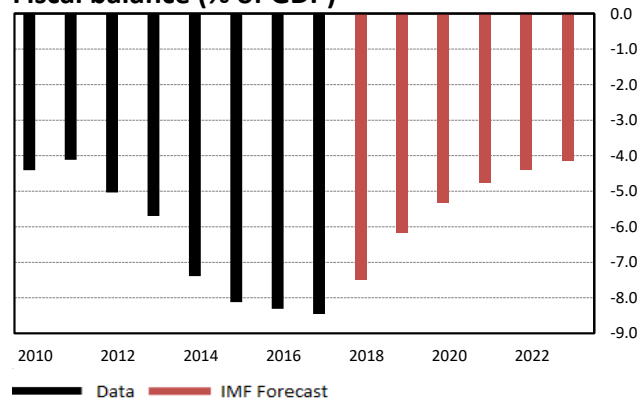
GDP growth (annual %)



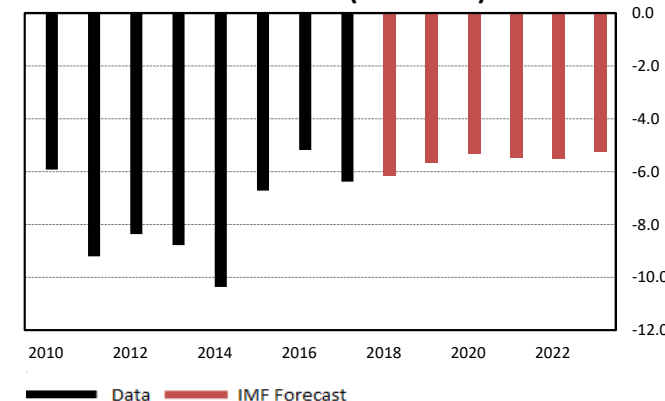
Inflation (annual %)



Fiscal balance (% of GDP)

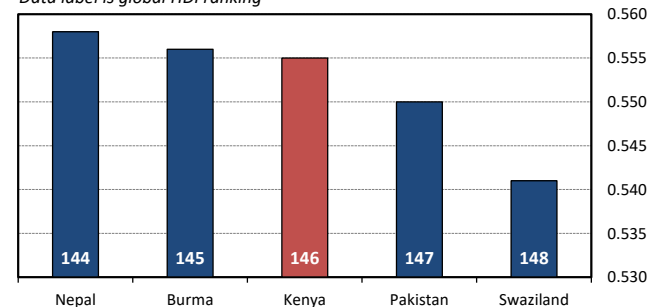


Current account balance (% of GDP)



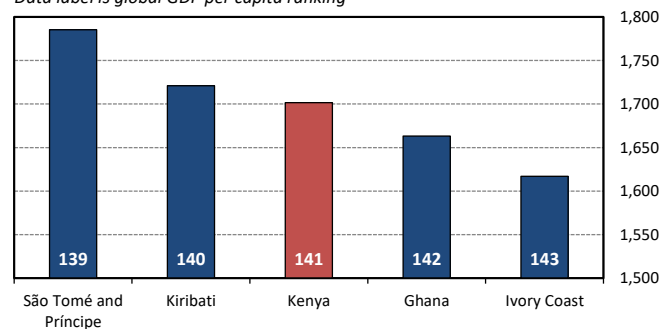
Human Development Index* (1= highly developed, 0= undeveloped)

Data label is global HDI ranking



GDP per capita (\$US)

Data label is global GDP per capita ranking



Macroeconomy		Population		Trade & Investment	
Nominal GDP (\$US bn)	79.5	Population (millions)	46.7	Current account balance (% of GDP)	-6.4
Real annual GDP growth (%)	4.8	Population growth rate (% change)	2.8	Current account balance (\$US bn)	-5.1
GDP per capita (\$US)	1,701.6	Population density (people per km ²)*	85.1	Total exports of goods and services (\$US bn)*	9.6
Annual inflation rate (%)	8.0	Urban population (%)*	26.1	Total imports of goods and services (\$US bn)*	16.7
Unemployment rate (%)	-	Economic Development		Exports of goods to UK (£m)*	349.0
GDP at Purchasing Power Parity (\$US bn)	163.1	Human Development Index (max 1, min 0)*	0.55	Imports of goods from UK (£m)*	330.0
GDP at Purchasing Power Parity per capita (\$)	3,491.1	Life expectancy at birth (years)*	67	Exports of services to UK (£m)*	141.0
GDP at PPP as a share of world (%)	0.1	Literacy rates (%)*	78.7	Imports of services from UK (£m)*	281.0
Government Finance		Income inequality (equality 0, inequality 100)*	-	Exports + imports as share of GDP (%)	33.1
General government net debt (% of GDP)	50.4	Internet users (% population)*	26	Inward direct investment flow (\$US bn)*	0.4
General government gross debt (% of GDP)	55.6	Net aid received per capita (\$US)*	45	Inward direct investment stocks (\$US bn)*	11
Fiscal balance (% of GDP)	-8.5	Doing Business ranking (best 1, worst 189)	80	Emissions & Environment	
General government revenue (% of GDP)	18.7	Energy		CO ₂ emissions per capita (tonnes)*	0.3
General government expenditure (% of GDP)	27.2	Oil production (thousand barrels per day)	-	Pump price for petrol (\$US per litre)*	1.0
Public health care expenditure (% of GDP)*	3.5	Share global oil reserves remaining (%)	-	Energy use per capita (kg of oil equivalent)*	513.4
Public education expenditure (% of GDP)*	5.3	Gas production (bn cubic metres per year)	-	Food imports (% share of goods imports)*	10.7
Military expenditure (% of GDP)*	1.3	Share global gas reserves remaining (%)	-	Forest area (% of land area)*	7.8
Foreign Exchange reserves (\$US bn)*	7.6	Net energy imports (% of energy use)*	17.2	Agricultural land (% of land area)*	48.5

Forecast and comparison with other countries/territories

Indicator	Value			Global Ranking (1-185)			Comparator countries/territories in 2017
	2017	2018 forecast	2023 forecast	2017	2018 forecast	2023 forecast	
Population (million)	46.7	48.0	55.0	29	29	26	Below Colombia, Above Spain <i>UK rank is 21</i>
Nominal GDP (\$US bn)	79.5	88.3	133.4	67	64	61	Below Ethiopia, Above Guatemala <i>UK rank is 5</i>
GDP/capita (\$US)	1,702	1,838	2,428	141	140	139	Below Kiribati, Above Ghana <i>UK rank is 23</i>
Real annual GDP growth (%)	4.8	5.5	6.0	43	27	22	Below Maldives, Above Georgia <i>UK rank is 143</i>
General government gross debt (% of GDP)	55.6	58.1	51.0	All data externally sourced from the IMF World Economic Outlook, World Bank WDI Database, NATO, BP Statistical Review of World Energy, UNCTAD statistics, ONS Pink Book and UN International Human Development Indicators. Factsheets for 185 countries and a detailed sources page can be found on the Economics Unit SharePoint (FCO users only): https://www.gov.uk/government/publications/fco-economic-factsheets			
Fiscal balance (% of GDP)	-8.5	-7.5	-4.2				
Annual inflation rate (%)	8.0	4.8	5.0				
Unemployment rate (%)	-	-	-				

